



**Intertek**

4004503

Conforms to NSF/ANSI STD 18

*NOTE: Faucet handles not included.*

CT-3-SS



CT-3-SS with optional Rinser Faucet Extension



Project: _____	AIA# _____
Item #: _____ Qty: _____	SIS# _____
Model #: _____	

## Column Towers

CT- - -

**Size:**

Specify the number of faucets from 1 to 3.

**Finish:**

SS = Stainless steel  
MF = Mirror finish  
PB = Polished brass

### Standard Features

- All stainless steel construction (brass is optional)
- Integral surface mount drain pan with lift-out perforated insert
- 1/4" shanks with 3/16" restriction lines
- Available in grainline stainless, mirror finish stainless, or polished brass
- Available with foamed-in-place cold plate assembly for recirculating system
- Available without drain pan (specify suffix '-LD' on the model number)
- Available with one, two, or three faucets
- All models include all stainless steel faucets and shanks
- Unique internal support system for solid mounting
- Base plate serves as template for hole cutting
- Available with rinser faucet extension to the left or right of the drain pan. Specify accessory model number RFSS, RFMF, or RFPB for stainless steel, mirror finish, or polished brass respectively.

### Specifications

#### Drains

- Drain pan models - 1/2" tailpiece

#### Materials

- 20 gauge stainless steel or brass parts include: head, column, drain pan, and perforated inserts
- 16 gauge stainless steel parts include: inner column stiffener brackets
- 16 gauge galvanized steel parts include: base plate and faucet stiffeners
- 11 gauge stainless steel parts include: inner column base plate

#### Shank Sizes

- 1/4" I.D. with 3/16" fittings

#### Rinser Faucet (optional)

- Accepts 3/8" cold water lead
- 30 psi water pressure regulator included

**NOTE: Rinser faucets are not intended for use with towers mounted to a refrigerator due to risk of water line freeze up.**

### Rinser Faucet Installation Notes

- Important: Unit must be installed in conformance with applicable federal, state, and local plumbing codes, including adequate backflow when required.
- Install in-line water regulator (included).
- A separate shut-off valve is recommended (not included).

03012383  
Rinser Faucet Assembly



**Intertek**

4004503

Conforms to NSF/ANSI STD 372

**Glastender, Inc.** • 5400 North Michigan Road • Saginaw, MI • 48604-9780  
989.752.4275 • 800.748.0423 • Fax 989.752.4444  
www.glastender.com

Specifications subject to change without notice. For current specifications please visit our website.

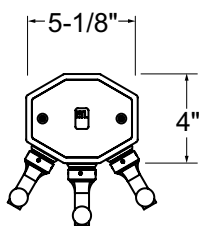
Approval/Notes:

# Column Towers

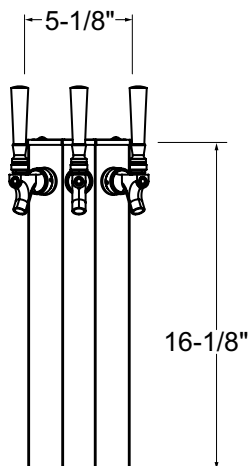
## Dimensional Information

NOTE: Faucet handles not included.

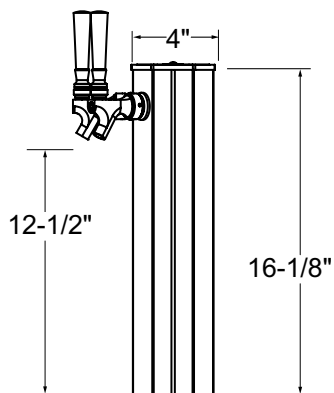
LD - LESS DRAIN



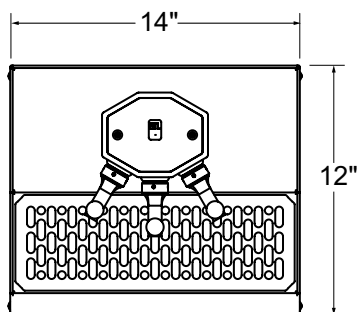
PLAN VIEW



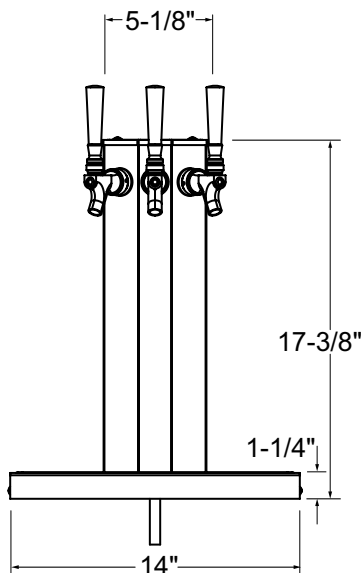
FRONT ELEVATION



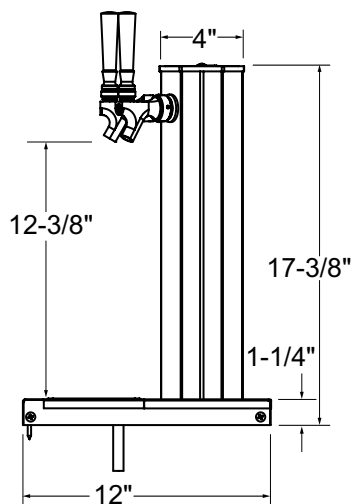
SIDE ELEVATION



PLAN VIEW

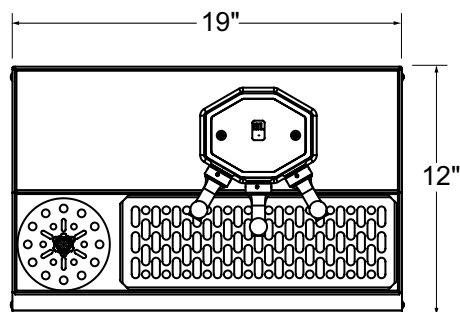


FRONT ELEVATION

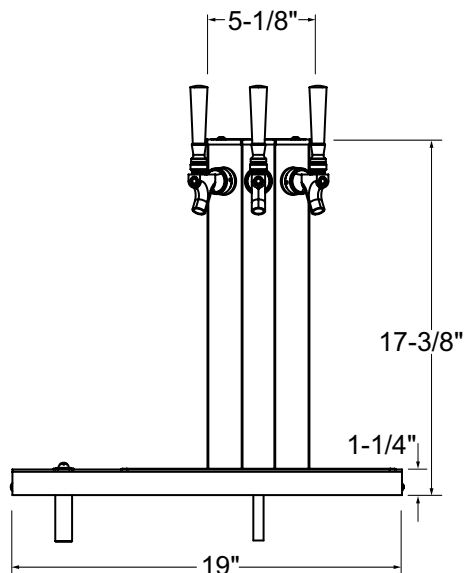


SIDE ELEVATION

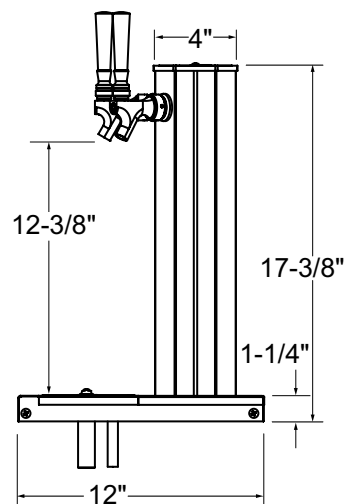
RF - RINSER FAUCET



PLAN VIEW



FRONT ELEVATION



SIDE ELEVATION